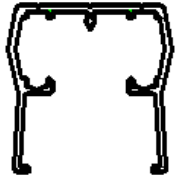
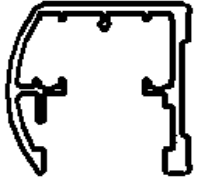
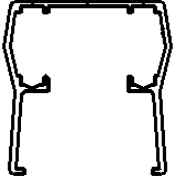
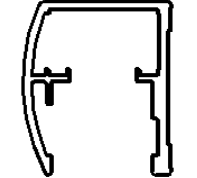
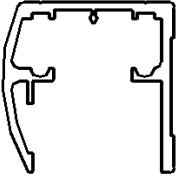
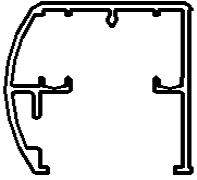
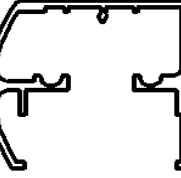
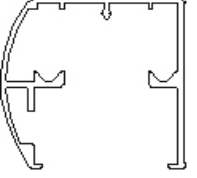
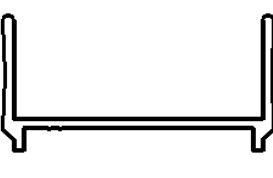

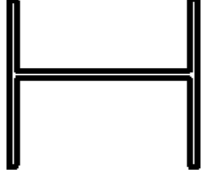


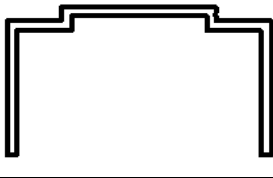

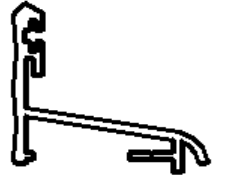
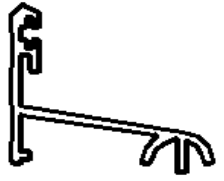
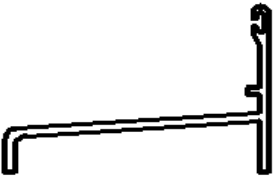
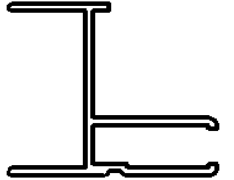

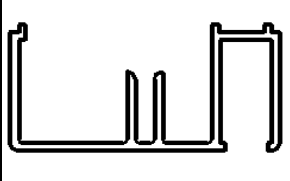
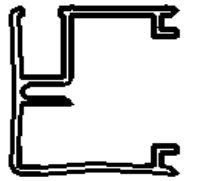
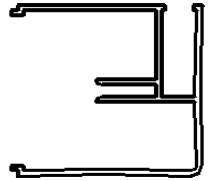


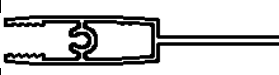
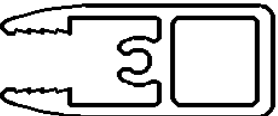
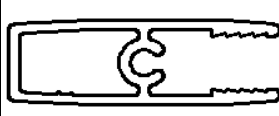

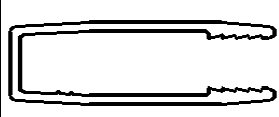


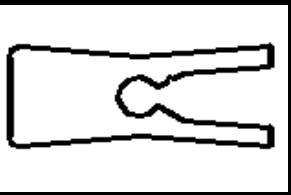
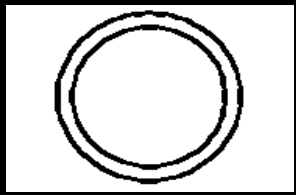

ZTE Extrusions

<p>ZTE1201 Bypass Header</p>		<p>ZTE1601 1/4" Bypass Euro Header</p>	
<p>ZTE2201 Trojan Bypass Header</p>		<p>ZTE2601 5/16" Bypass Euro Header</p>	
<p>ZTE2601A 3/8" Bypass Euro Header</p>		<p>ZTE6201 3/16" Bypass Euro Header</p>	
<p>ZTE7200 Framed Bypass Euro Header</p>		<p>ZTE6221 Framed Bypass Header</p>	
<p>ZTE2203 Trojan Bypass Wall Jamb</p>		<p>ZTE1203 Bypass Wall Jamb</p>	
<p>ZTE1204 Bypass "H" Wall Jamb</p>		<p>ZTE7203 3/8" Bypass Jamb or Framed Bypass Jamb</p>	
<p>ZTE1225 Bypass Wall Jamb Filler</p>		<p>ZTE1224 Bypass Curb Filler</p>	
		<p>ZTE7225 3/8" Bypass Jamb Filler or Framed Bypass Jamb Filler</p>	

ZTE Extrusions

<p>ZTE1222 Frameless Bypass Curb</p>		<p>ZTE2222 Trojan Bypass Curb</p>	
<p>ZTE7222 3/8" Bypass Curb or Framed Bypass Curb</p>		<p>ZTE1218 Bypass 180° Post</p>	
<p>ZTE1216 Bypass 180° Post</p>		<p>ZTE7218 Framed Bypass 180° Post</p>	
<p>ZTE1214 Bypass 90° Post</p>		<p>ZTE7214 Framed 90° Post</p>	
<p>ZTE1215 Bypass 135° Post</p>			
<p>ZTE7208 Framed Bypass Roller Rail</p>		<p>ZTE4208 FTE Bypass Roller Rail</p>	
<p>ZTE7202 Framed Top & Bottom Rail</p>		<p>ZTE5201 FTE Bottom Rail</p>	
<p>ZTE7201 Framed Side Rail</p>		<p>ZTE4201 FTE Bypass Side Rail</p>	

ZTE Extrusions

ZTE1205 Towel Bar		ZTE7205 Framed Towel Bar	
ZTE3205 Bypass Towel Bar		ZTE4205 FTE Bypass Towel Bar	